

# Carpentry

Department Contact: Rogan Girard ~ ext. 2831 ~ carp@cerritoscenter.com

The house employs very strict safety guidelines involving rigging. All rigging is to be approved and or modified as necessary by the Master Carpenter/Rigger. Contact Master Carpenter/Rigger for specific stage rigging equipment requirements.

**Fly Loft:** available when acoustic ceiling panels aren't used (Lyric or Drama)

**Grid:** suspended grid of 4" w channel iron with 1 15/16" slots and overhung loft blocks.

**Grid height:** 82' 0"

**Access to grid:** staircase stage left, no elevator

**Loading bridges:** + 42' level + 62' level + 77' level

**Counterweight locking rail position:** stage left, + 0' (stage) level

**Pin rail position:** stage left and right, + 42' level

**Linesets** - available when overhead acoustic ceiling panels are not used (Lyric or Drama) **SEE ATTACHMENTS H & I**

**Linesets:** single-purchase counterweight.

**Total numbered linesets:** 69,

numbered 1 through 69 and includes:

(2) motorized permanent electrics (#5 and #20).

(2) sets of side tabs, 1-Drama, 1-Lyric.

**Additional non-numbered linesets:**

(4) motorized side-lighting ladder sets

2 sets stage left, 2 sets stage right, 8 total ladders).

(3) motorized concert ceiling panels (not removable).

**Usable loading capacity per lineset:**

2000 lbs. linesets #5 and #20 (motorized electrics)

400 lbs. linesets #64 and #65 (down stage side tabs)

1250 lbs. all other linesets

**Arbor length:** 8'

**Standard house brick weight:** 23 lbs, 19 lbs, 10 lbs.

**Total weight available** (after balancing normal house equipment): approx. 53,110 lbs.

**Distance between linesets:** varies. See Attachments H & I

**Number of Linesets, available by stage configurations:**

Config	# Avail	Lineset #'s
Drama:	39	(See ATTACHMENT I)
Lyric:	44	(See ATTACHMENT H)
In-The-Round:	NONE	concert ceiling in place
Concert:	NONE	concert ceiling in place
Arena/Cabaret	1	#65

**Proscenium Opening:** 51' w x 33' h to tower and flipper edges (Lyric and Drama Only)

House Hard Torm and Teaser working trim is approx.

40' w x 25' h

Maximum Hard Torm width is 46'

**Battens:** Flat-trussed, 1 1/2" pipe, on 6 pick-up lines on 11' 0" centers.

Maximum flying height: + 80' 2"

Minimum flying height: + 3' 0"

Batten length: 56' 6", extendible to 62' 6"

**Side tabs:** Up-downstage-width: 65'

Distance from Centerline: 32' 6"


**Rigging** - varies depending on the stage configuration

**F.O.H. rigging points:** not very accessible between #1, #2, and #3 lighting bridges. Points consist of graded steel eye-bolts protruding through ceiling directly above bridges. Rigging requires significant bridling to clear lighting bridges and ceiling baffles. F.O.H. rigging requires sufficient advance notice.


**Stage rigging points:** points are available virtually anywhere in the flyloft (Lyric). Low-load points taken directly from the grid's channel iron. High-load points may be taken from the grid's overhung I-beams and requires bridling.

**No-rigging zone:** between the F.O.H. rigging points and the fly loft, approximately 19' wide upstage to downstage and spanning the entire width of the auditorium. In-The-Round Configuration, the no-rigging zone lies directly above the center of the stage. Lighting and sound truss running upstage to downstage must be able to span the no-rigging zone. Minimum truss length upstage to downstage is 20' (outside dimensions). In Arena, Cabaret, and Concert with ceiling panels above stage, rigging points downstage and midstage between panels or Three (3) holes in the upstage panels.

**Rigging accessories include:** span sets, steel slings, shackles, spotting sheaves, hand line, and (15) one ton chain motors, (4) half ton chain motors, (6) 500lb chain motors, trussing sections and safety equipment available upon request. Not all motors are available at all times. In Arena and Concert only four one-ton motors are available as the rest are used for house set-up.



**Ceiling panels in the IN and OUT positions**



**View From Stage ~ Arena**

## Stage Floor

Stage surface is a sealed, multi-layered epoxy product on top of a slightly sprung plywood subfloor. The stage **CANNOT BE DRILLED OR LAGGED**. Any damage to the stage surface will result in the company being charged for its repair.

## Stage Equipment

**Riser platforms:** aluminum frame, black PVC surface. Full black masking supplied. MAX LOAD 200sqft

- (85) Wenger versatile 4' x 8' platform tops
- (8) Wenger versatile 4' x 4' platform tops
- (4) Wenger Versatile 2'x8' platform tops
- (4) 3'x3' tri corners
- (4) 4'x4' tri corners
- (4) 2'x4' platform tops

**Riser legs:** 4' x 8' platforms require six (6) legs each, 4' x 4' require four (4) legs each.

- (233) 8" aluminum legs (38 platforms)
- (176) 16" aluminum legs (29 platforms)
- (207) 24" aluminum legs (34 platforms)
- (202) 32" aluminum legs (33 platforms)
- (390) 40" aluminum legs (65 platforms)
- (56) 24"/28"/32"/36" variable height legs

**Choir risers:** (8) Wenger 3 or 4 - step, 6' L choir risers can be set-up straight or in an arc.

**Dance floor:** Harlequin reversible black/white 55' W x 40' L (6 rolls = 6'2" W x 55' L)

**Recital shell:** custom shell walls with integral doors (6 sections, each: 12' 6" W x 16' H)

**Lectern/podium:** Two (2) available. Light ash, natural finish.

20 Sandbags

## Pipe and Drape

Consisting of 2' square bases with telescoping uprights and telescoping horizontals, with pocketed duvylene panels that fit on the horizontal cross members. Typically used to mask off stage areas or erect quick-change booths. Each plate and has three mounting positions. Each drape has a pocket as well as ties on the top upright to mount in: center, center on one side, and corner can wrap to mask the upright. Black only.

### Vertical Telescoping Uprights

- (8) 9' telescopes to 20'
- (24) 6' telescopes to 14'
- (4) 3' telescopes to 7'

20 Small Base Plates: Weighs 17.5lbs.  
6 Large Base Plates: Weighs 35lbs

### Horizontal Telescoping Crossbars

- (8) 9' telescopes to 16'
- (8) 8' telescopes to 14'
- (8) 6' telescopes to 10'
- (4) 4' telescopes to 6'

### Drape Goods

- (2) 6'h x 13'w
- (6) 8'h x 6'w
- (7) 8'h x 13'w
- (2) 8'h x 12'w
- (4) 12'h x 21'w
- (5) 17'4''h x 21'w
- (2) 17'4''h x 10'w

## Drapes - softgoods available in Lyric or Drama

**Fire curtain:** rigid, motor driven (available in Drama and Lyric configurations only). Requires the first 2' downstage of the main curtain be clear at all times.

**Main curtain:** plum (red), manually fly in or out (available in Drama and Lyric configurations only).

### Black masking

Quantity	Width	Height	Fullness
6	65' 0"	15' 0"	Flat

### Legs

2 pair (4)	21' 0"	30' 0"	Flat
2 pair (4)	15' 0"	30' 0"	Flat
2 pair (4)	12' 0"	30' 0"	Flat

### Side Tabs

1 pair (2)	36' 0"	30' 0"	50%
------------	--------	--------	-----

## Backdrops

<b>Black Half-Curtain</b>			
2 pair (4)	36' 0"	30' 0"	50%
<b>Plum Half-Curtain</b>			
1 pair (2)	36' 0"	30' 0"	50%
<b>White Cyclorama ~ Unseamed muslin</b>			
1	65' 0"	30' 0"	flat

### Black or White Scrim ~ Sharktooth

1 of each	65' 0"	30' 0"	flat
-----------	--------	--------	------

### White Bounce ~ Unseamed muslin

1	65' 0"	30' 0"	flat
---	--------	--------	------

### Black Full-Curtain

Set of 4(4)	20' 0"	40' 0"	50 % (Used as Large Arena upstage blackout~ NOT AVAILABLE IN LYRIC OR DRAMA)
-------------	--------	--------	--

## Orchestra

(70) Music Stands                      (90) Music Stand Lights                      (150) Padded armless black chairs

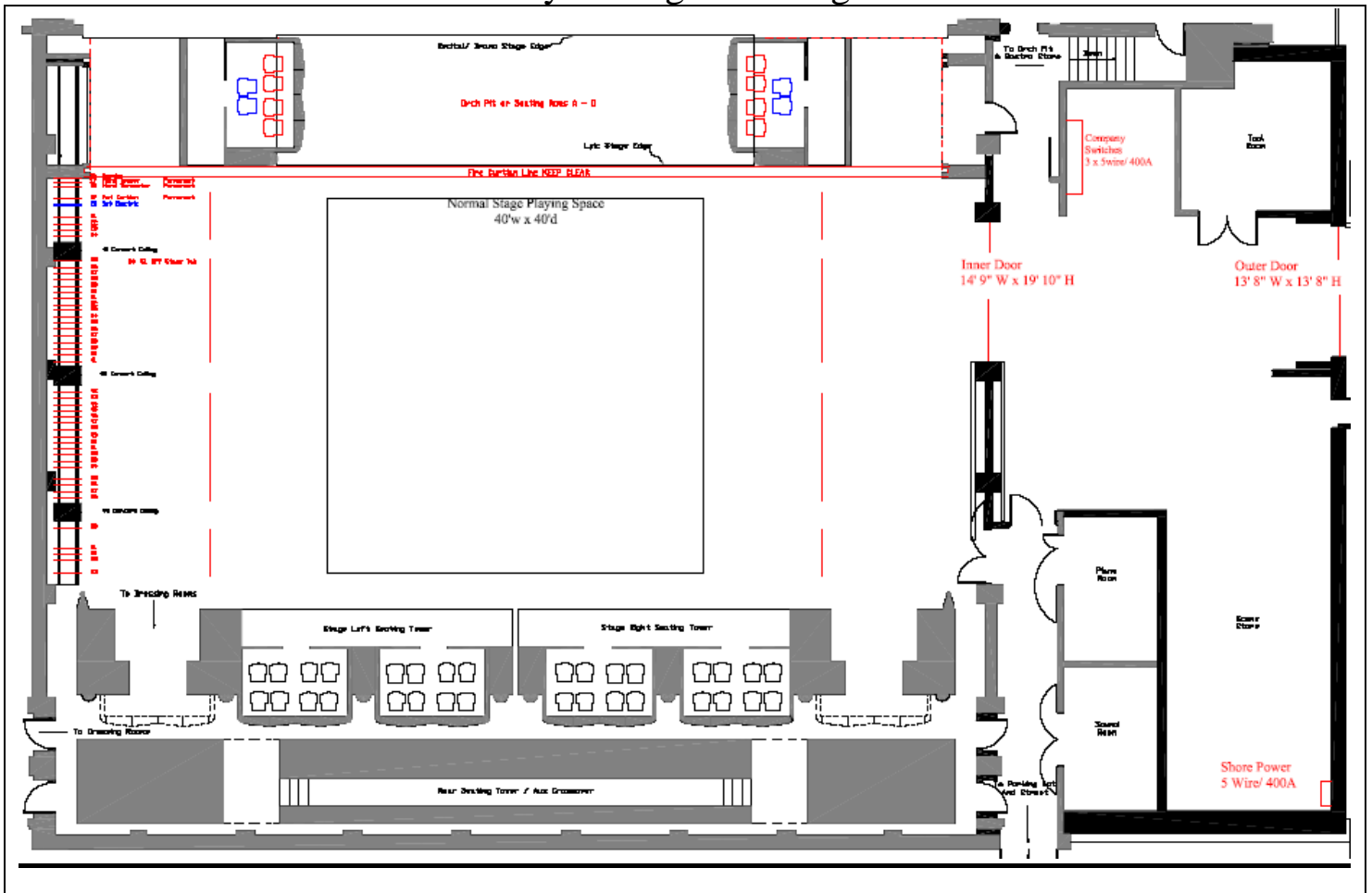
## Lifts:

#1- Lift Aloft Man Lift; 25' Platform height; Battery powered; Drivable


#2- Genie; 36' Platform height, battery powered. MUST USE OUTRIGGERS & LOWER TO MOVE

#3- Genie; 24' Platform height, battery powered. MUST USE OUTRIGGERS & LOWER TO MOVE


# Lyric Stage Drawing



Stage Door w/  
Seating Tower Blocking



Behind Tower  
**44" Width**



Path to USR OR



## Arena Load-in Path